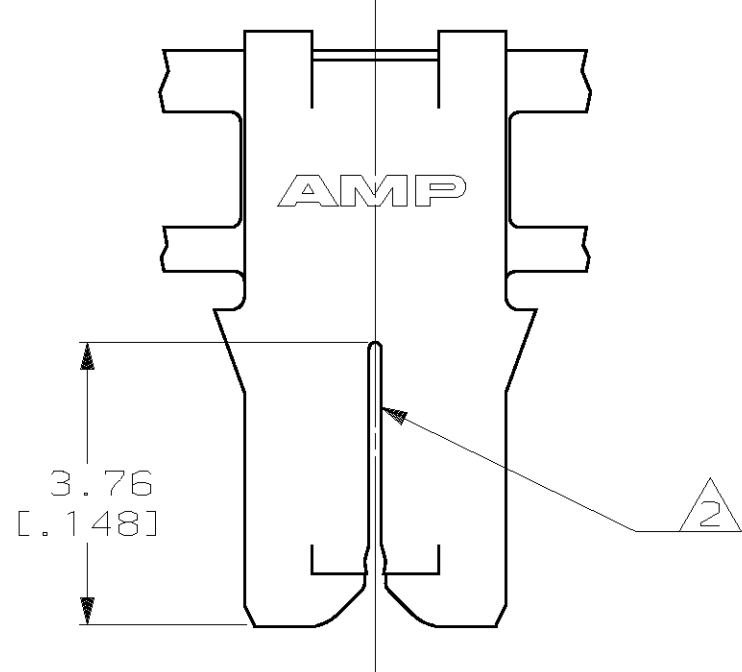
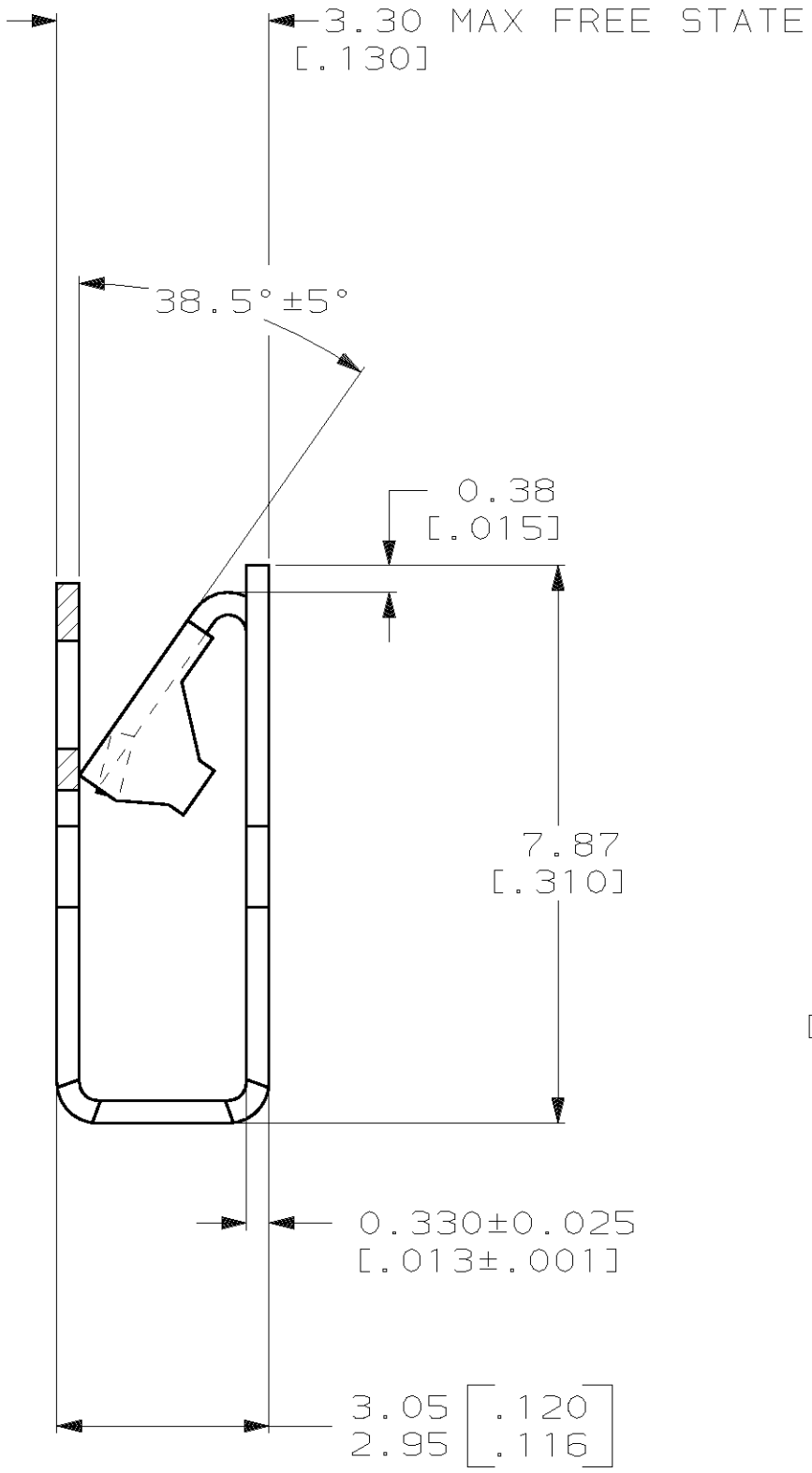
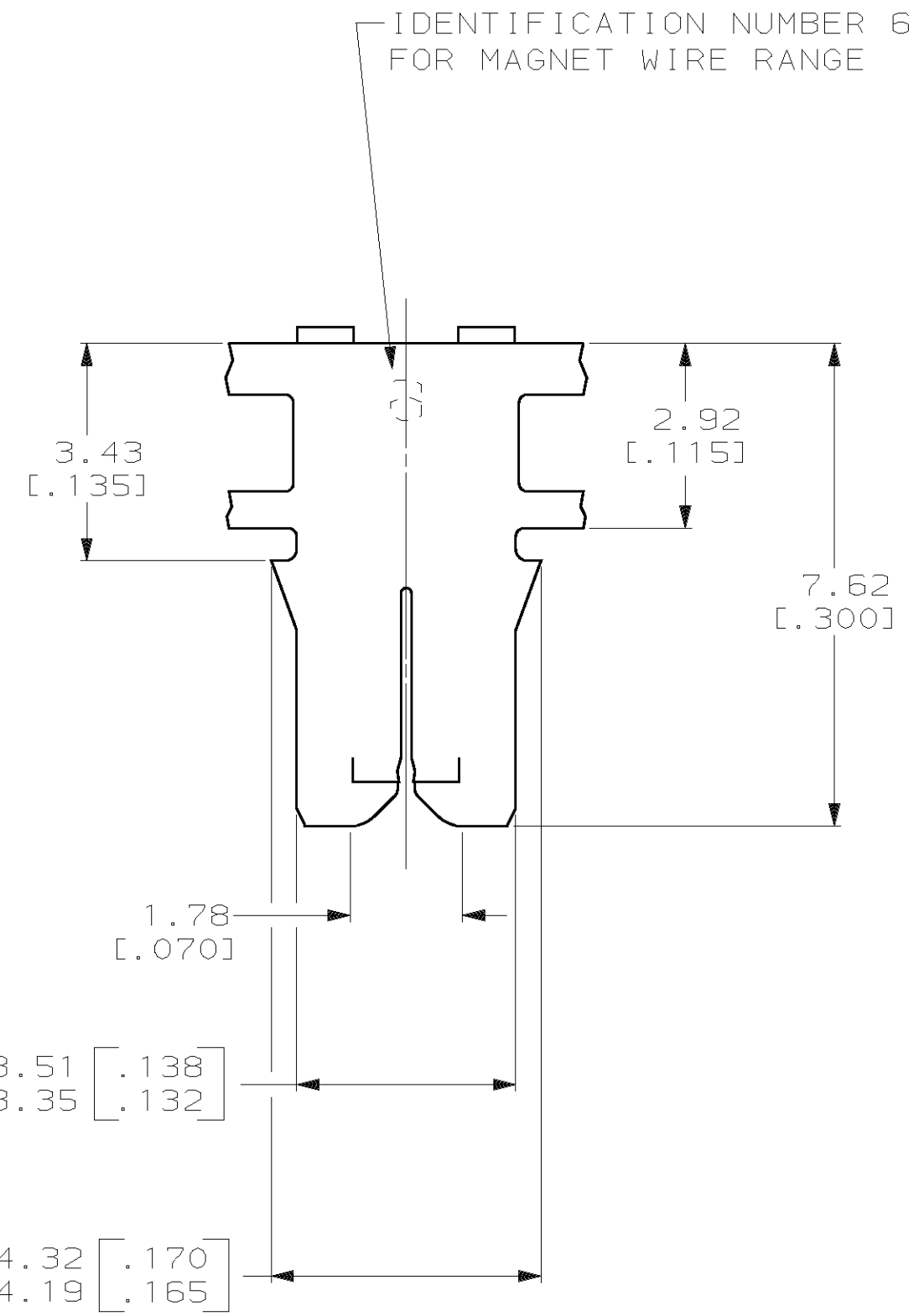
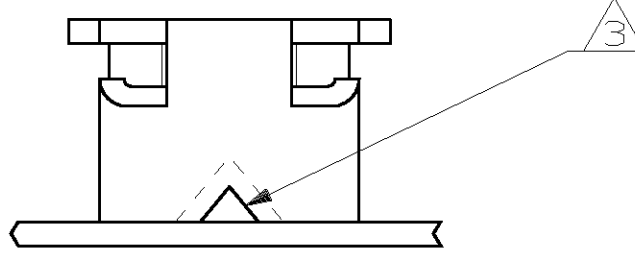


THIS DRAWING IS UNPUBLISHED. RELEASED FOR PUBLICATION
 © COPYRIGHT 19 BY AMP INCORPORATED. ALL INTERNATIONAL RIGHTS RESERVED.

LOC		DIST		REVISIONS			
ZONE	LTR	DESCRIPTION	DATE	APPD			
AF	50			E	REVISE PER ECN 0G1A-0180-99	12JUL99	SW/KR

- 1 CONTINUOUS STRIP ON REELS WITH TERMINALS LOCATED ON 5.59±0.08 [.220±.003] CENTERS.
- 2 SLOT ACCEPTS 0.25-0.36mm [#30-#27] AWG COPPER MAGNET WIRE. 2 WIRES OF THE SAME SIZE PER SLOT.
- 3 POKE-IN ACCEPTS A 0.50-0.90mm² [#20-#18] AWG SOLID OR FUSED STRANDED LEAD WIRE.
- 4 TERMINAL IS DESIGNED FOR A 1.78 [.070] TO 2.79 [.110] ANVIL HEIGHT.



METRIC

DO NOT SCALE PRINT. UNLESS SPECIFIED DIMENSIONS IN mm [INCHES] TOLERANCES ON:		DR 1/9/92 MICHAEL S. FEHER		63636-1	
2 PLC DEC ± 0.25 [.010]		CHK 1/14/92 JEFF R. RUTH		PART NO	
3 PLC DEC ± -		APPD 1/14/92 NELSON E. NEFF		AMP AMP Incorporated Harrisburg, PA 17105-3608	
ANGLES ± -		APPD 1/14/92 TERRY L. SHUTTER		NAME	
MATERIAL 4M BRASS		PRODUCT SPEC 108-2012		TERMINAL, POKE-IN, 300 SERIES MAG-MATE™	
FINISH 0.002032 [.000080] MIN TIN		APPLICATION SPEC 114-2046		SIZE C	CAGE CODE 00779
		WEIGHT -		SCALE 10:1	DRAWING NO 63636
					SHEET 1 OF 1